




HOW DO PARENTS SIGN UP FOR THE NEW SCHOOLMESSENGER APP?

STEP 1: Download the app to your phone

- ✓ From your phone, go to the app store
- ✓ Search for “SchoolMessenger”
- ✓ Install the app

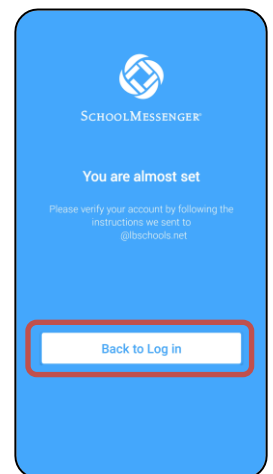
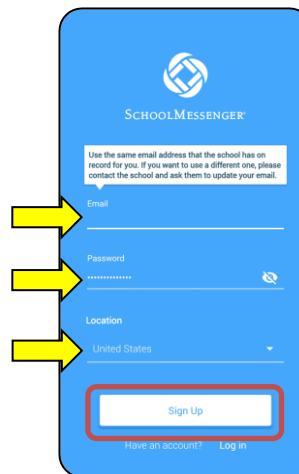


Compatible on iOS and Android phones!



STEP 2: Set and verify your user account

- ✓ Open the app
- ✓ Enter your email that your child’s school has on record (can verify in ParentVUE, My Account tab)
- ✓ Create and enter a password
- ✓ Select “United States” for location
- ✓ Click “Sign Up”
- ✓ You will get an email confirmation (click on the link in the email within 24 hours)
- ✓ Re-open the app or click on “Back to Log in”



STEP 3: Log in to your app

- ✓ Enter your email
- ✓ Enter your password
- ✓ Select “United States” for location
- ✓ Click “Log in”
- ✓ Verify permission for each number listed and click “I agree and give my consent”

