

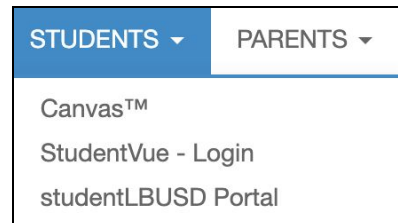
## Helping Your Child to Access their New Canvas Account

Welcome to the 2020-21 school year, which is starting entirely online. Below is a quick overview of how to help your student access Canvas, our new Learning Management System (LMS). Parents/guardians, please note that your student must have a Canvas account, and must have logged in, before you can sign up to be an observer for your student. After the first day of school on Sept. 1, parents can associate with their student's account. Additional information on Parent logins will follow soon.

### Student Login

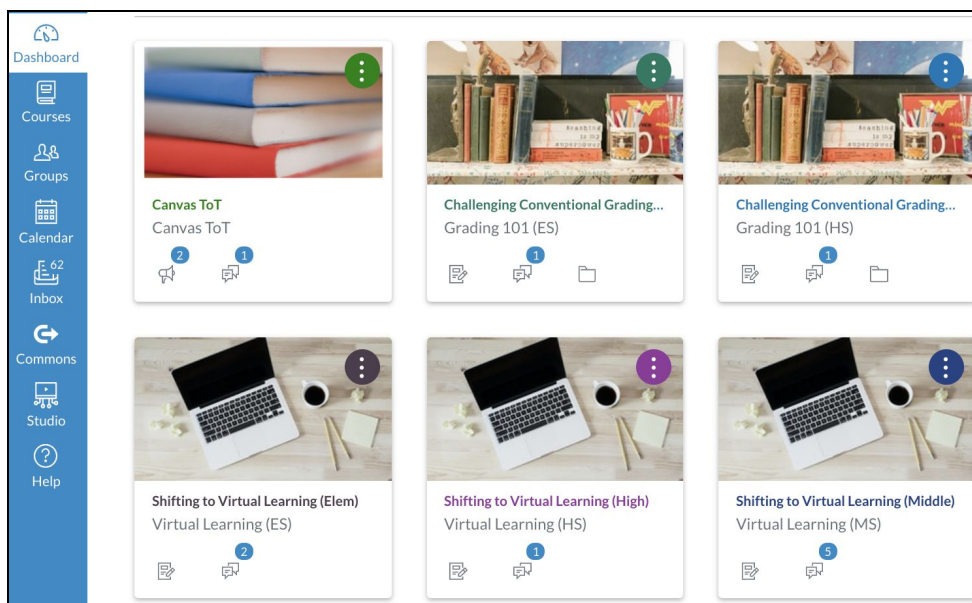
#### On Computer/Laptop

1. Go to the LBUSD website: [lbschools.net](http://lbschools.net)
2. Open the **Students** drop-down and select **Canvas**.



3. Log in to **Rapid Identity**. (Same as Chromebook)  
 Username: [StudentID@student.lbschools.net](mailto:StudentID@student.lbschools.net) or just nine-digit Student ID  
 Password: six digit birthday - MMDDYY (unless students have changed it)  
 Click **Go**.  
 (If you need help finding the student ID, please see the last page of this document.)

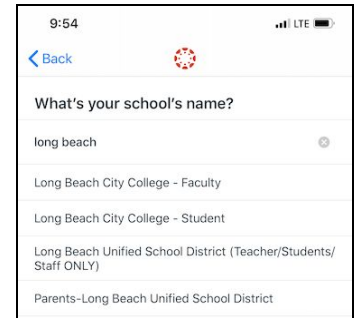

4. The student Canvas dashboard will open to show the student's courses. Double-click the course card to open a course. Most courses will not be visible in Canvas until the first day of school. (The number of courses that show will vary according to your student's schedule.) Sample below:



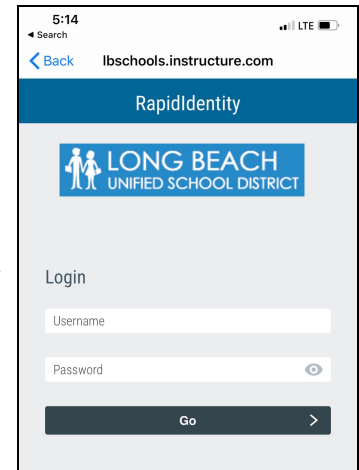
## Helping Your Child to Access Their New Canvas Account on a Mobile Device

Download the Student Canvas app from the appropriate app store (Apple/Android).

1. Click **Find my school**.
2. Type in **Long Beach**.
3. Choose **Long Beach Unified School District (Teacher/Students/Staff ONLY)**.

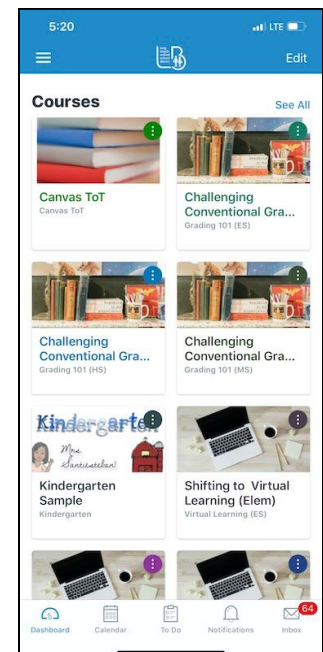


4. Log in to **Rapid Identity** (Same as Chromebook) ;  
Username: [StudentID@student.lbschools.net](mailto:StudentID@student.lbschools.net) or just nine digit Student ID.  
Password: six digit birthday (unless students have changed it)  
Click **Go**.  
*(If you need help finding the student ID, please see the last page of this document.)*




Use the **Reset Password** on the portal link if you do not remember the password. Follow online instructions.

5. Your courses will be visible on your dashboard. Tap the course card to enter.



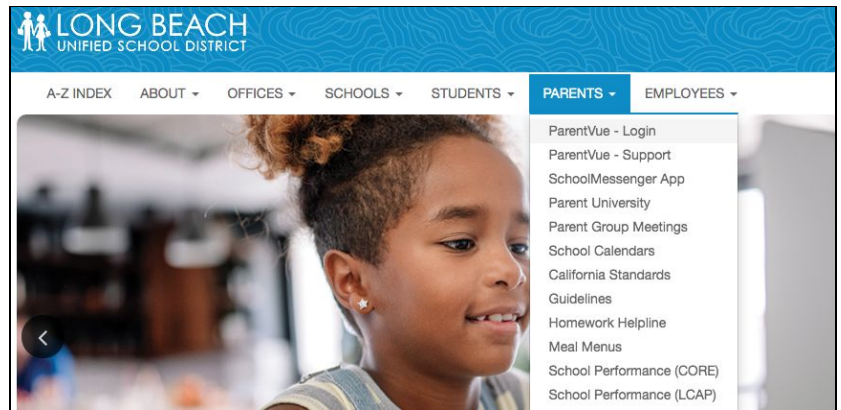
## Where Can I Find My Student's ID Number?

1. Ask your student, if your student was enrolled in LBUSD last year.
  - Students use their ID number often at school to log in to various systems, such as logging into your Chromebook, the portal, etc. It is a 9-digit number.
  - If your student has a school-issued ID Card/Badge, the Student ID number can be found on the card.

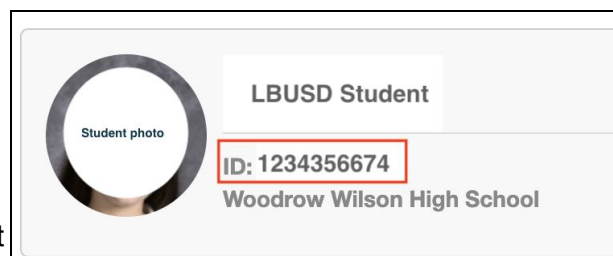


2. ParentVue  
Student ID numbers can be found in ParentVUE.

- Go to <https://parentlbsd.lbschools.net/>
- Go to **Parents** drop down and select **ParentVUE Login**.



- Enter your username and password. **Click Login.**
- Your account will open and your student's ID number will be visible in the main screen. See sample below.



Use the **Forgot Password** in ParentVUE link if you do not remember the password. Follow online instructions.