

How to Complete the Elementary School of Choice Application

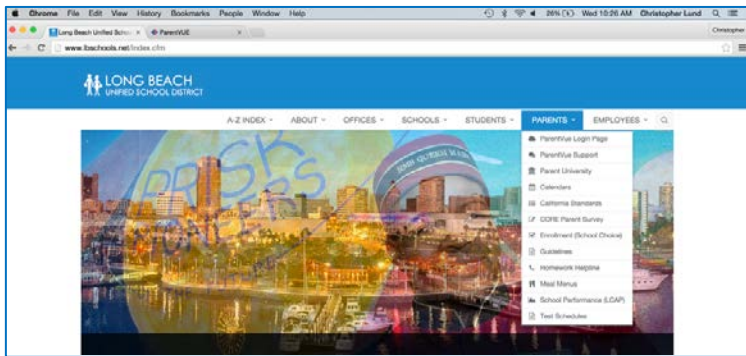
New Students to LBUSD—Start with Step 1

Current Students within LBUSD—Start with Step 3

STEP 1: Complete the enrollment process at your school of residence (new students only)

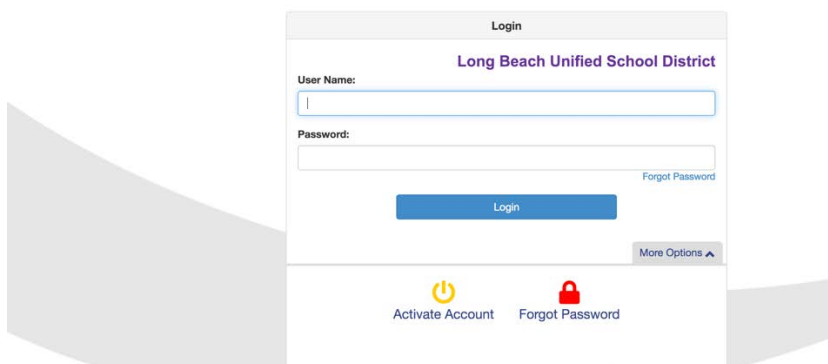
- Online enrollment- Contact your school of residence for registration information and procedures for online enrollment. Complete your enrollment application online and wait to receive an acceptance email from your school of residence. Once you receive this email, continue to Step 2 to activate your ParentVUE account and access the School of Choice application.

STEP 2: Go to the district website. Click on “Parents” dropdown and go to ParentVUE Login, or go to parentlbsud.lbschools.net

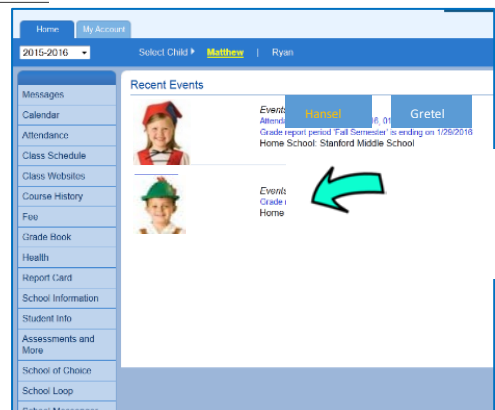


STEP 3: Sign in to ParentVUE. If you don't have a ParentVUE account, contact your school office for an activation key.

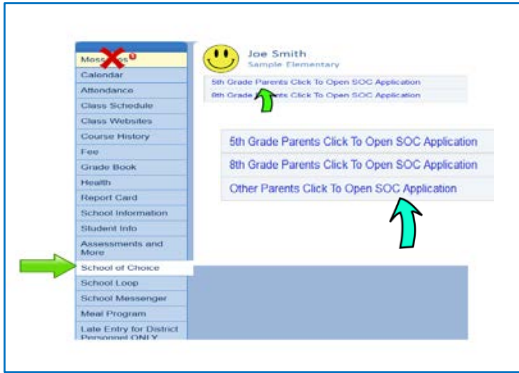
ParentVUE Account Access



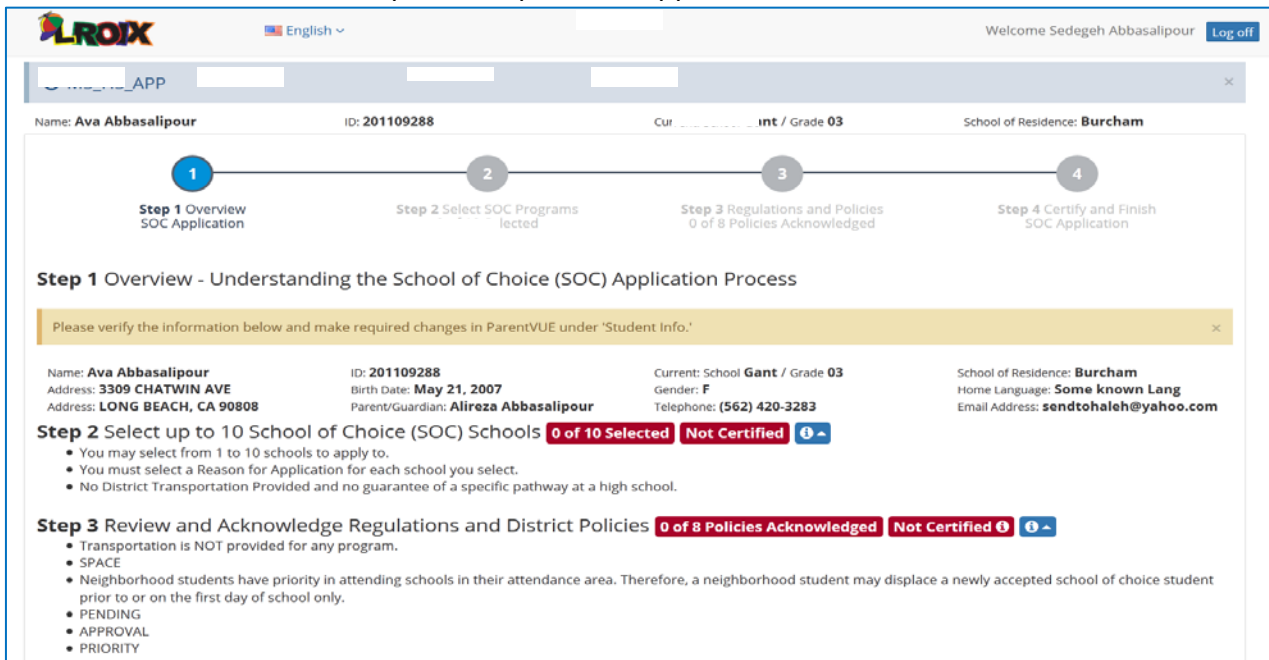
STEP 4: Select the child (click on the name or picture).



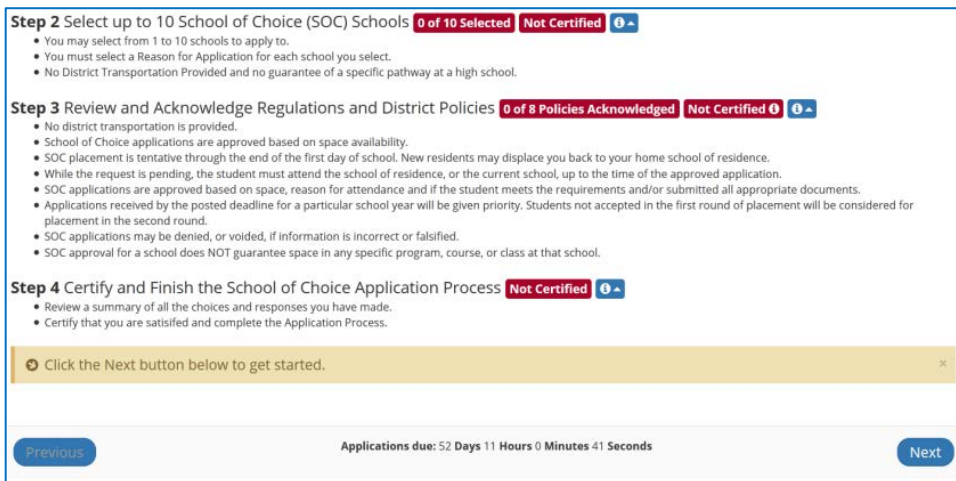
STEP 5: Select the School of Choice tab, then click the link to open School of Choice (SOC) that best matches your student’s grade level. Note: **Other Parents** tab is for grades TK – 5.



STEP 6: Follow the online steps to complete the application.



STEP 7: Page 1/Step 1 is an Overview page. Click “Next”.



STEP 8: Page 2/Step 2- Choose your schools.

Step 2 Select up to 10 School of Choice (SOC) Schools: 0 of 10 Selected Not Certified 0

- You may select from 1 to 10 schools to apply to.
- You must select a Reason for Application for each school you select.
- No District Transportation Provided and no guarantee of a specific pathway at a high school.

Selected School of Choice Programs
No Selections Found on Server

Available School of Choice Programs

School: Addams Reason: Attend School with Siblings Select

Brothers and sisters of students already enrolled in a school and continuing the next year at the same school will be given priority based upon space availability.

Add Siblings of No Selections Found on Server

I certify that I am satisfied with my School of Choice selections. No
⚠ You must make at least 1 selection.

Previous Applications due: 52 Days 10 Hours 57 Minutes 6 Seconds Next

Select your school, reason, and any additional information, and click on "Select".

Continue to add up to 10 schools click to change to "Yes" to certify. Click "Next"

STEP 9: Mark "Yes" for all district policies.

Step 3 Review and Acknowledge Regulations and District Policies 0 of 8 Policies Acknowledged Not Certified 0

Acknowledge District Policies

- No No district transportation is provided.
- No School of Choice applications are approved based on space availability.
- No SOC placement is tentative through the end of the first day of school. New residents may displace you back to your home school of residence.
- No While the request is pending, the student must attend the school of residence, or the current school, up to the time of the approved application.
- No SOC applications are approved based on space, reason for attendance and if the student meets the requirements and/or submitted all appropriate documents.
- No Applications received by the posted deadline for a particular school year will be given priority. Students not accepted in the first round of placement will be considered for placement in the second round.
- No SOC applications may be denied, or voided, if information is incorrect or falsified.
- No SOC approval for a school does NOT guarantee space in any specific program, course, or class at that school.

⚠ This cannot be changed because an earlier step in the process has not been certified.

I certify that I have indicated any Additional Interests and have acknowledged District Policies. No
⚠ This cannot be changed because an earlier step in the process has not been certified.

Previous Applications due: 52 Days 10 Hours 37 Minutes 39 Seconds Next

Click "Yes" to certify. Click "Next"

STEP 10: Page 4/Step 4- Certify and Finish

No While the request is pending, the student must attend the school of residence, or the current school, up to the time of the approved application.
No SOC applications are approved based on space, reason for attendance and if the student meets the requirements and/or submitted all appropriate documents.
No Applications received by the posted deadline for a particular school year will be given priority. Students not accepted in the first round of placement will be considered for placement in the second round.
No SOC applications may be denied, or voided, if information is incorrect or falsified.
No SOC approval for a school does NOT guarantee space in any specific program, course, or class at that school.

I certify that I have completed this School School of Choice Application. No
⚠ This cannot be changed because an earlier step in the process has not been certified.

Previous Applications due: 52 Days 9 Hours 49 Minutes 2 Seconds Finish

Click "Yes" to certify. Click "Finish"