

Cómo llenar la solicitud de Escuela de Elección de escuelas primarias How to Complete the Elementary School of Choice Application

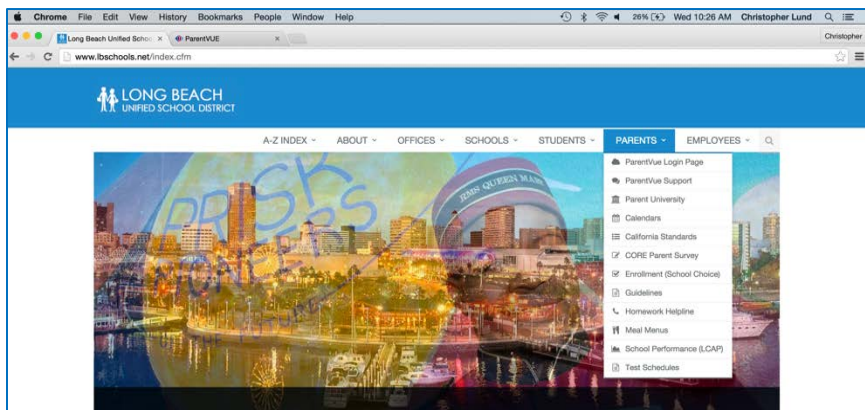
Estudiantes nuevos al LBUSD – Comiencen con el Paso 1

Estudiantes actualmente en el LBUSD—Comiencen con el Paso 3

PASO 1: Completen el proceso de matriculación en su escuela de residencia (estudiantes nuevos solamente)

- Matriculación por internet – Contacte su escuela de residencia para pedir información sobre la matriculación y los procedimientos para la matriculación por internet. Llene su solicitud de matriculación por internet y espere recibir un correo electrónico de aceptación de su escuela de residencia. Una vez que usted reciba este correo electrónico, continúe al paso 2 para activar su cuenta de *ParentVUE* e ingrese a la solicitud de Escuela de Elección.

PASO 2: Vaya a la página de internet del distrito. Seleccione “*Parents*” en el menú desplegable para iniciar su sesión en *ParentVUE* o vaya a la página de internet www.parentlbud.lbschools.net

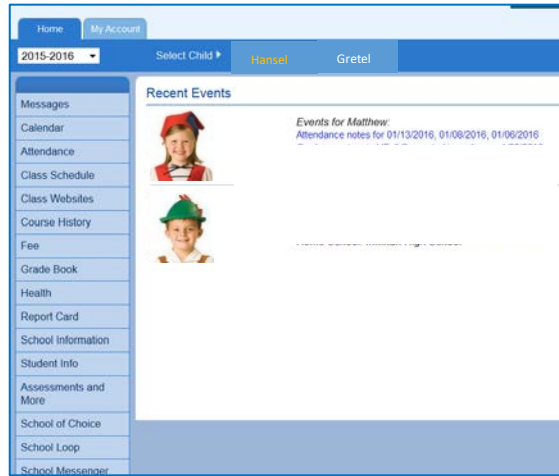


PASO 3: Ingrese a *ParentVUE*. Si usted no tiene una cuenta de *ParentVUE*, comuníquese con la oficina escolar para obtener una clave de activación.

ParentVUE Account Access

A screenshot of the ParentVUE login page. The page is titled 'Login' and is for the 'Long Beach Unified School District'. It features a 'User Name:' field with a cursor, a 'Password:' field, and a 'Forgot Password' link. A blue 'Login' button is centered below the fields. At the bottom, there are two links: 'Activate Account' with a power icon and 'Forgot Password' with a lock icon. A 'More Options' link is also visible at the bottom right.

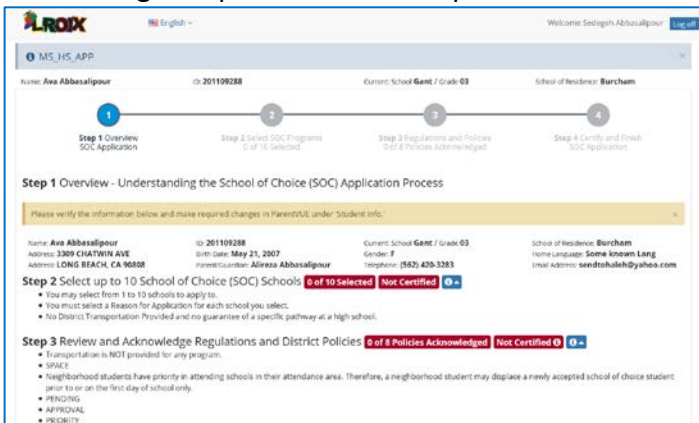
PASO 4: Seleccione el niño(a) (seleccione el nombre o fotografía).



PASO 5: Seleccione la opción “School of Choice,” después seleccione el enlace para abrir la solicitud de Escuela de Elección (SOC, por sus siglas en inglés) que corresponda al grado de su estudiante. Nota: La opción “Other Parents” es para los grados del Kinder de Transición (TK, por sus siglas en inglés) al 5^{to}.



PASO 6: Siga los pasos de internet para llenar la solicitud.



PASO 7: Página 1/Paso 1 es un resumen. Seleccione "Next".

Step 2 Select up to 10 School of Choice (SOC) Schools **0 of 10 Selected** **Not Certified** ⓘ

- No District Transportation Provided and no guarantee of a specific pathway at a high school.

Step 3 Review and Acknowledge Regulations and District Policies **0 of 8 Policies Acknowledged** **Not Certified** ⓘ

- No district transportation is provided.
- School of Choice applications are approved based on space availability.
- SOC placement is tentative through the end of the first day of school. New residents may displace you back to your home school of residence.
- While the request is pending, the student must attend the school of residence, or the current school, up to the time of the approved application.
- SOC applications are approved based on space, reason for attendance and if the student meets the requirements and/or submitted all appropriate documents.
- Applications received by the posted deadline for a particular school year will be given priority. Students not accepted in the first round of placement will be considered for placement in the second round.
- SOC applications may be denied, or voided, if information is incorrect or falsified.
- SOC approval for a school does NOT guarantee space in any specific program, course, or class at that school.

Step 4 Certify and Finish the School of Choice Application Process **Not Certified** ⓘ

- Review a summary of all the choices and responses you have made.
- Certify that you are satisfied and complete the Application Process.

Click the Next button below to get started.

Previous Applications due: 52 Days 11 Hours 0 Minutes 41 Seconds Next

PASO 8: Página 2/Paso 2 – Elija sus escuelas.

Step 2 Select up to 10 School of Choice (SOC) Schools **0 of 10 Selected** **Not Certified** ⓘ

- You may select from 1 to 10 schools to apply to.
- You must select a Reason for Application for each school you select.
- No District Transportation Provided and no guarantee of a specific pathway at a high school.

Selected School of Choice Programs

No Selections Found on Server

Available School of Choice Programs

School	Reason	Select
Addams	Attend School with Siblings	0/10 Select

Brothers and sisters of students already enrolled in a school and continuing the next year at the same school will be given priority based upon space availability.

Add Sibling

No Selections Found on Server

I certify that I am satisfied with my School of Choice selections. **No**

You must make at least 1 selection.

Previous Applications due: 52 Days 10 Hours 57 Minutes 6 Seconds Next

Seleccione su Escuela, razón, y cualquier información adicional, y seleccione "Select".

Continúe para agregar hasta 10 escuelas, seleccione para cambiar a "Yes" para certificar. Seleccione "Next"

PASO 9: Marque "Yes" en todas las políticas del distrito.

Step 3 Review and Acknowledge Regulations and District Policies 0 of 8 Policies Acknowledged Not Certified ⓘ ⓘ

Acknowledge District Policies ↻

No	No district transportation is provided.
No	School of Choice applications are approved based on space availability.
No	SOC placement is tentative through the end of the first day of school. New residents may displace you back to your home school of residence.
No	While the request is pending, the student must attend the school of residence, or the current school, up to the time of the approved application.
No	SOC applications are approved based on space, reason for attendance and if the student meets the requirements and/or submitted all appropriate documents.
No	Applications received by the posted deadline for a particular school year will be given priority. Students not accepted in the first round of placement will be considered for placement in the second round.
No	SOC applications may be denied, or voided, if information is incorrect or falsified.
No	SOC approval for a school does NOT guarantee space in any specific program, course, or class at that school.

⚠ This cannot be changed because an earlier step in the process has not been certified.

I certify that I have indicated any Additional Interests and have acknowledged District Policies. No

⚠ This cannot be changed because an earlier step in the process has not been certified.

Seleccione "Yes" para certificar
Seleccione "Next"

Previous Applications due: 52 Days 10 Hours 37 Minutes 39 Seconds Next

PASO 10: Página 4/Paso 4 – Certifique y Termine

No While the request is pending, the student must attend the school of residence, or the current school, up to the time of the approved application.
No SOC applications are approved based on space, reason for attendance and if the student meets the requirements and/or submitted all appropriate documents.
No Applications received by the posted deadline for a particular school year will be given priority. Students not accepted in the first round of placement will be considered for placement in the second round.
No SOC applications may be denied, or voided, if information is incorrect or falsified.
No SOC approval for a school does NOT guarantee space in any specific program, course, or class at that school.

I certify that I have completed this School School of Choice Application. No

⚠ This cannot be changed because an earlier step in the process has not been certified.

Seleccione "Yes" para certificar
Seleccione "Finish"

Previous Applications due: 52 Days 9 Hours 49 Minutes 2 Seconds Finish