



► **2020 CENSUS AND
REDISTRICTING**

LONG BEACH UNIFIED SCHOOL DISTRICT

SEPTEMBER 14, 2021



COOPERATIVE
STRATEGIES
ASSESS • PLAN • FUND • BUILD

▶ CENSUS DATA AND REDISTRICTING

EDUCATION CODE SECTION 5019.5

- After every Census school districts are required to:
 1. Review the population data to determine if their voting areas are still within the allowable variance
 2. Make any necessary adjustments to the areas to ensure population balance
- Target date for approval December 1, 2021



▶ CENSUS DATA AND REDISTRICTING

TIMING OF DATA

- Release of 2020 Census data has been delayed due to the COVID-19 pandemic
- 2020 Census data was released August 12 and validated data will be released by September 30, 2021
- Compresses timeframe for LBUSD to review and adjust its voting areas



▶ REDISTRICTING

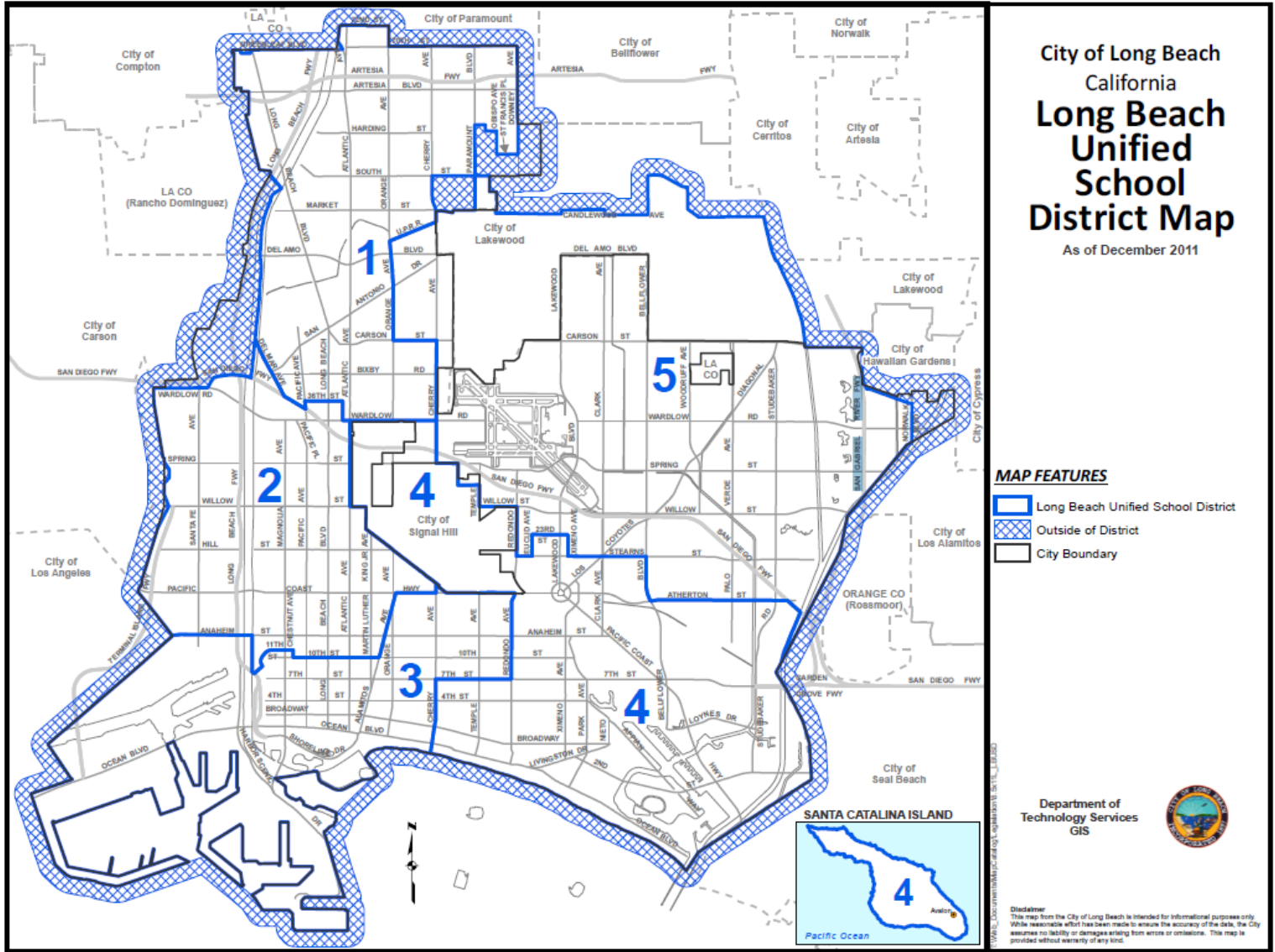
WHAT REDISTRICTING IS

- Redistricting is the process by which a school district ensures population balance of each of the Board of Education trustee areas.
- It is designed for Board of Education trustee elections.

WHAT IT IS NOT

- Redistricting **does not** change any school's attendance area boundaries.

▶ CURRENT TRUSTEE AREAS



▶ CONSIDERATIONS IN VOTING AREAS



Each area shall contain nearly equal as practicable number of inhabitants



Follow human-made and natural geographic features, if possible



Drawn to comply with the Federal Voting Rights Act



May not favor or discriminate against a political party.



Compact and contiguous, as much as possible



Other local considerations



Respect communities of interest, as much as possible

► CURRENT TRUSTEE AREAS
DEMOGRAPHICS

2020 Census, Total Population: 516,536 Ideal Trustee Area Size: 103,307 Total Variance: 14.6%

TRUSTEE AREA	Trustee Area 1		Trustee Area 2		Trustee Area 3		Trustee Area 4		Trustee Area 5	
TP* vs. CVAP**	TP	CVAP	TP	CVAP	TP	CVAP	TP	CVAP	TP	CVAP
Population	107,412	65,130	100,035	57,332	95,663	59,814	102,629	80,776	110,797	81,697
Population Variance	4.0%		-3.2%		-7.4%		-0.7%		7.3%	
Latinx***	55.1%	42.8%	53.6%	41.4%	48.3%	35.5%	27.1%	19.5%	29.2%	22.7%
White	13.1%	20.3%	7.9%	12.9%	21.2%	32.4%	48.3%	58.1%	45.3%	55.2%
Black/African American	14.8%	19.5%	14.5%	18.5%	13.7%	16.7%	6.9%	8.2%	6.2%	7.5%
American Indian/Alaska Native	0.2%	0.5%	0.2%	0.4%	0.4%	0.5%	0.3%	0.2%	0.2%	0.5%
Asian	11.8%	13.1%	19.2%	23.2%	11.3%	12.0%	10.7%	11.4%	11.7%	10.7%
Native Hawaiian/Other Pacific Islander	1.4%	1.3%	1.2%	1.4%	0.4%	0.5%	0.4%	0.2%	0.6%	0.5%
Other	0.5%		0.5%		0.7%		0.7%		0.6%	
Two or More Races	3.0%	2.4%	2.9%	2.1%	3.8%	2.4%	5.6%	2.5%	6.2%	2.9%

*Total Population; Source: Census 2020 P.L. 94-171 Redistricting Data Summary Files, & **Citizen Voting Age Population (CVAP); Source: American Community Survey, 2015-2019 Data, ***The US Census bureau defines this variable as Hispanic/Latino

- ▶ Board criteria

What would you like to see maintained in a new map?

What would you like to see improved in a new map?



► PROPOSED TIMELINE

DATE	ACTIVITY
September 14, 2021	Board Meeting: Introduction to Redistricting
September 2021	Receipt of 2020 Census data and evaluation of population within each voting area of the Board of Education Deploy webpage and community survey
October 6, 2021	Board Meeting: Presentation of new Census data Community Survey Feedback Board Discussion of Criteria
October 2021	Creation of potential map(s) of adjusted Voting Areas using Board and Community Feedback
October 20, 2021	Board Meeting: Presentation of Draft Map(s)
November 3, 2021	Board Meeting: Presentation of Draft Map(s)*
November 2021	Community Meetings to review Draft Map(s)
December 1, 2021	Board Meeting: Board approval of Map

*If needed

► COMMUNITY ENGAGEMENT PLAN



Launch of webpage

*lbschools.net > Offices >
Board of Education >
Redistricting*




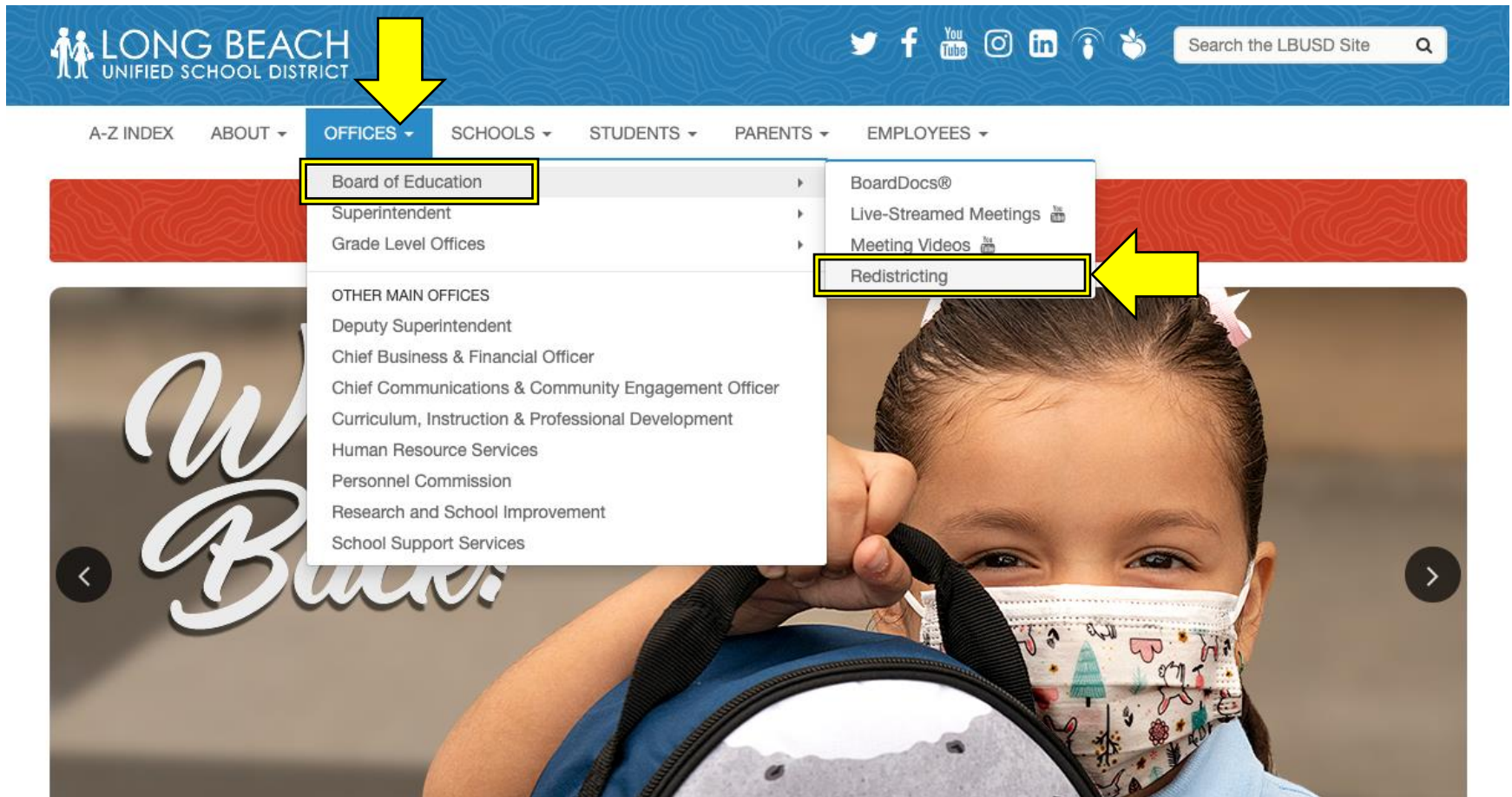
Community of Interest
Survey

Live on Webpage



Community Meetings in November

▶ LBUSD Webpage for Redistricting



- Lbschools.net
- Board of Education
- Offices
- Redistricting



QUESTIONS