

## SUMMARY

Maria, you are on track for some UC campuses, many of the Cal State Universities and all Community Colleges.  
Improve your GPA to qualify for CSULB STEM major.



HOW YOU'VE IMPROVED

Your college eligibility has declined slightly since the 9th grade. But you remain on-track for many college options.

College Readiness based on GPA, SAT, UC courses taken, and AP Classes

Your overall College Readiness has remained On Track throughout 9th, 10th, and 11th grades...

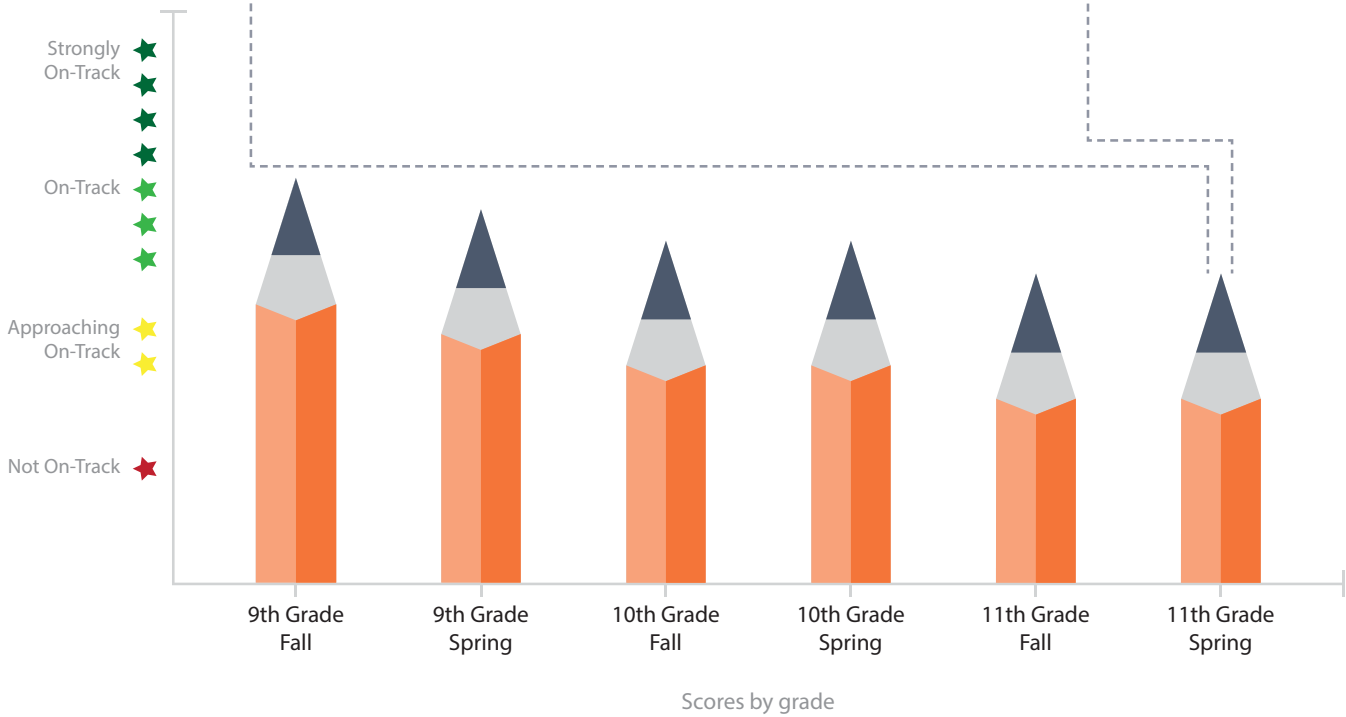
However, you overall College Readiness has declined slightly over time., primarily because of a decrease...

Based on your cumulative performance at the end of the 11th grade....

Additional info goes here?  
Two lines

Additional info goes here?  
Two lines

Additional info goes here?  
Two lines



## COLLEGE READINESS DATA

Your GPA/SAT qualifies you for many colleges, but not the most competitive programs.

Improving your SAT to 1390 is a helpful goal.

### Your College Readiness Measures

		9th Grade		10th Grade		11th Grade		
		Fall	Spring	Fall	Spring	Fall	Spring	
	CA Community College	★★★★	★★★★	★★★★	★★★★	★★★★	★★★★	You are on-track to pass your high school graduation requirements, which makes you eligible to enroll in community college before age 18.
Cal State University	CSU Long Beach	★★★	★★★	★★★	★★★	★★★	★★★	Your CSU Eligibility Index of 3000 makes you qualified to apply to CSULB through the Long Beach Promise.
	CSU Long Beach STEM	★★★	★★★	★★★	★	★	★	The STEM program requires a minimum Index of 3200.
	CSU Other	★★★	★★★	★★★	★★★	★★★	★★★	Your Index of 3000 qualifies you to apply to any program, including STEM.
University of California	A-G Application Requirements	★★★★	★★★★	★★★★	★★★★	★★★★	★★★★	To meet the language requirement of two years, you would have had to start a language in 11th grade.
	UCLA	★	★	★	★	★	★	Your SAT score and GPA are probably too low for this and similar schools.
	UC Irvine	★	★	★	★	★★	★★	Your SAT places you in the 25th - 50th percentile of admitted students.
	UC Merced	★★★	★★★	★★★	★★★	★★★	★★★	Your SAT places you in the 50th - 75th percentile of admitted students.
Your Data	CSU GPA							Only counts 10th and 11th grade A-G courses
	UC GPA							Only counts 10th and 11th grade A-G courses
	Weighted GPA							Gives extra credit for AP, Honors and College credits
	PSAT / SAT	1350 PSAT	1350 PSAT	1350 PSAT	1350 PSAT	1350 PSAT	1350 PSAT	PSAT maximum score is 1520. SAT maximum is 1600.
	CSU Eligibility Index	2900	2910	2950	2960	3000	3100	The Index is a combination of GPA and SAT scores. A minimum of 2900 is required to apply. Some programs require a higher minimum.
	AP Classes Taken	-	-	-	-	1	1	Advanced Placement classes can help with the weighted GPA

## ACTION STEPS

Start a foreign language in 10th grade.  
Consider taking Pre-Algebra this summer.

### Action Steps: This summer

#### Enroll in Summer School for Pre-Algebra:

Here we would put in additional details after LBUSD discussions and research.

[www.website.com](#) | Phone

#### Start Using Khan Academy for Free SAT Prep:

Here we would put in additional details after LBUSD discussions and research

[www.website.com](#) | Phone

#### Meet with Ms. White, Your Guidance Counselor:

Here we would put in additional details after LBUSD discussions and research

[www.website.com](#) | Phone

### Action Steps: Next year

#### Start a Foreign Language in 10th Grade:

Here we would put in additional details after LBUSD discussions and research

[www.website.com](#) | Phone

#### Consider AP or Honors Classes:

Here we would put in additional details after LBUSD discussions and research

[www.website.com](#) | Phone

#### Schedule a College Visit to Local Cal State Schools:

Here we would put in additional details after LBUSD discussions and research

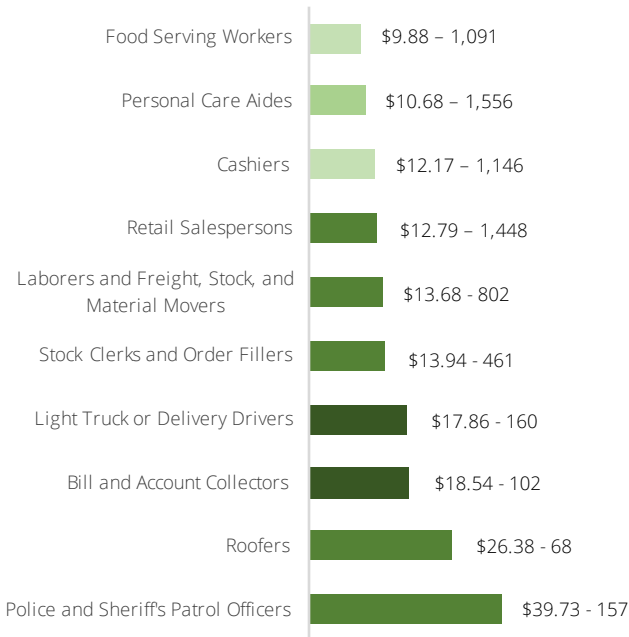
[www.website.com](#) | Phone



# Promising Careers for FN1 LN1 Sacramento-Arden-Arcade-Roseville, California

## 12,819 Jobs in Sacramento-Arden-Arcade-Roseville Each Year For People with State Equivalency and No Previous Experience

### Sample Jobs In Your Area Each Year



*Darker bars represent a closer fit for your strengths, according to your performance. The first number after the bar is the average hourly wage for that job in the region where you live; the next number is the number of annual job openings each year in the similar region.*

### Jobs You May Qualify For Pay from \$9.88 to \$39.73 per Hour

Sacramento--Arden-Arcade--Roseville is projected to have 37,252 new job openings annually. Having taken the exam and considering your strength in social studies, you now qualify for many jobs in the region.

The graph on the right lists some of the jobs that could be a good fit for you. Pay attention to the ones with darker bars; those are the best fit for you based on your scores. The ones towards the bottom of the list pay the most.

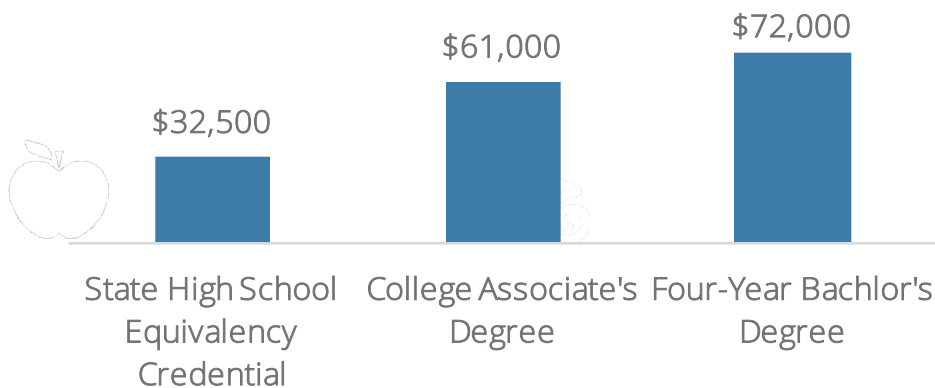
For example, you show potential for the job of Police and Sheriff's Patrol Officers, which pays relatively well: \$39.73 per hour on average. As the graph shows, Sacramento-- Arden-Arcade--Roseville projects 157 new jobs per year in this profession.

Of course, if you continue with your education, you are likely to make more money. As you will see below, people with your level of education in the Sacramento-- Arden- Arcade--Roseville area make about \$32,500 a year. However, those who earn a community college degree make approximately \$61,000 – and those who earn a four- year degree make close to \$72,000 a year.

On the next page, we list some colleges that could be a good fit for you.

## More Education = Higher Income

(Median Annual Income in Sacramento-Arden-Arcade-Roseville, 2014\*)



*Source: U.S. Department of Labor, O\*NET Resource Center, National Center for Education Statistics, and State of California Employment Development Department. The information provided on this page is not a guarantee of employment in these or other fields. \*Average of the median annual incomes by occupation, weighted by number of jobs.*



# College Options Near Sacramento-Arden-Arcade-Roseville, California

## Here Are Two Nearby Colleges With Programs For High-Potential Jobs

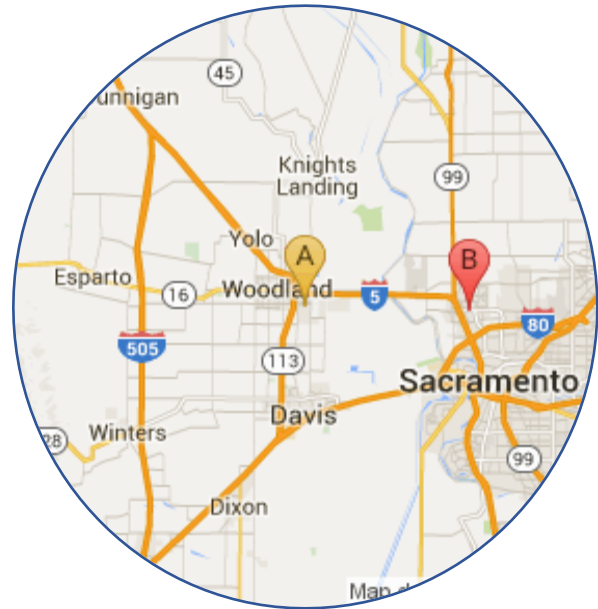
### These Programs Take Between Nine Months and Two Years to Complete

We have identified two colleges that are close to you and that could be a good fit with your performance on the exam.

Woodland Community College offers a range of programs. Some of these programs take less than a year to complete. Others take two years, but offer an associates degree, which often brings a higher wage.

Int'l Academy of Design and Tech-Sacramento is also close to you and offers programs that may be of interest. On average, fewer students graduate every year from this college than from the first.

While college often is a good investment, the costs to attend can be discouraging. However, financial aid is often available. The first step in obtaining financial aid is to complete the FAFSA form. We recommend that you do so soon. Just go to <https://fafsa.ed.gov/> and click on "Start a new FAFSA" to get started.



	(A) Woodland Community College	(B) Int'l Academy of Design and Tech-Sacramento
Contact	wcc.yccd.edu (530) 661-5700	www.iadtsacramento.com (916) 285-9468
Number of Students	3,783	258
<b>Sample Programs</b> (Average Hourly Wage** – Total Annual Job Openings)		
Certificate (under 12 months)	<ul style="list-style-type: none"> <li>Business, Management, Marketing, and Support (\$32.80 – 8,863)</li> <li>Health Profession and Related Programs (\$35.00 – 6,466)</li> </ul>	<ul style="list-style-type: none"> <li>Not Available</li> </ul>
1-2 Year Certificate	<ul style="list-style-type: none"> <li>Not Available</li> </ul>	<ul style="list-style-type: none"> <li>Not Available</li> </ul>
Associate Degree	<ul style="list-style-type: none"> <li>Family and Consumer Sciences/Human Sciences (\$27.47 – 1,681)</li> <li>Public Admin. And Social Service Professions (\$36.43 – 1,377)</li> </ul>	<ul style="list-style-type: none"> <li>Engineering Technologies and Related Fields (\$33.85 – 1,370)</li> <li>Computer and Information Science and Support (\$37.22 – 1,340)</li> </ul>
Average Net Cost*	<ul style="list-style-type: none"> <li>\$1,144 (including tuition, rent &amp; food, and less financial aid grants and loans)</li> </ul>	<ul style="list-style-type: none"> <li>Not Available</li> </ul>

Source: National Center for Education Statistics. Programs listed are only a sample of those offered at these colleges. \*Average net cost assumes that you pay tuition, rent and food, and assumes you receive the average financial aid amount for students who earn less than \$30,000/year while in school. \*\*Average hourly wage is calculated across all possible occupations in your area.

**Estimated Year-End Carryover by Resource by Site**

data as of 2/22/2017

Site	Description	Estimated Year-End Carryover			
		Athletic Equip	AP Incentive	Parent Involve (non-T1)	Total
		0418	0425-1	0428	
414	BIXBY ELEMENTARY	-	-	-	-
418	BURCHAM ELEMENTARY	-	-	900	<b>900</b>
421	CARVER ELEMENTARY	-	-	5,800	<b>5,800</b>
422	CLEVELAND ELEMENTARY	-	-	1,800	<b>1,800</b>
425	EMERSON PARKSIDE ACADEMY	-	-	4,000	<b>4,000</b>
427	FREMONT ELEMENTARY	-	-	1,000	<b>1,000</b>
428	GANT ELEMENTARY	-	-	7,600	<b>7,600</b>
433	HENRY ELEMENTARY	-	-	13,300	<b>13,300</b>
466	KETTERING ELEMENTARY	-	-	2,400	<b>2,400</b>
440	LONGFELLOW ELEMENTARY	-	-	2,000	<b>2,000</b>
441	LOS CERRITOS ELEMENTARY	-	-	-	-
442	LOWELL ELEMENTARY	-	-	7,300	<b>7,300</b>
443	MACARTHUR ELEMENTARY	-	-	5,200	<b>5,200</b>
444	MADISON ELEMENTARY	-	-	4,200	<b>4,200</b>
449	NAPLES ELEMENTARY	-	-	9,900	<b>9,900</b>
450	PRISK ELEMENTARY	-	-	8,900	<b>8,900</b>
451	RILEY ELEMENTARY	-	-	-	-
458	TWAIN ELEMENTARY	-	-	4,800	<b>4,800</b>
<b>Elementary School Subtotal</b>		-	-	<b>79,100</b>	<b>79,100</b>
411/671	AVALON ELEMENTARY/SR. HIGH SCHOOL	11,300	13,500	2,200	<b>27,000</b>
423	CUBBERLEY K-8 SCHOOL	-	-	100	<b>100</b>
430	GOMPERS K-8 SCHOOL	-	-	7,500	<b>7,500</b>
465	NEWCOMB ACADEMY	-	-	6,200	<b>6,200</b>
463	TINCHER K-8 SCHOOL	-	-	7,900	<b>7,900</b>
<b>K8/K12 School Subtotal</b>		<b>11,300</b>	<b>13,500</b>	<b>23,900</b>	<b>48,700</b>

**Estimated Year-End Carryover by Resource by Site**

data as of 2/22/2017

Site	Description	Estimated Year-End Carryover			
		Athletic Equip	AP Incentive	Parent Involve (non-T1)	Total
		0418	0425-1	0428	
615	BANCROFT MIDDLE SCHOOL	-	-	6,600	<b>6,600</b>
612	HAMILTON MIDDLE SCHOOL	-	-	-	-
613	HUGHES MIDDLE SCHOOL	-	-	12,800	<b>12,800</b>
605	KELLER MIDDLE SCHOOL	-	-	8,200	<b>8,200</b>
617	MARSHALL ACADEMY OF THE ARTS	-	-	5,600	<b>5,600</b>
618	ROGERS BAYSIDE ACADEMY	-	-	9,100	<b>9,100</b>
619	STANFORD MIDDLE SCHOOL	-	-	6,000	<b>6,000</b>
<b>Middle School Subtotal</b>		-	-	<b>48,300</b>	<b>48,300</b>
691	BEACH HIGH SCHOOL - INTENSIVE LEARNING PROGRAM	1,800	-	1,900	<b>3,700</b>
657	CABRILLO HIGH SCHOOL	800	9,100	1,000	<b>10,900</b>
641	CAMS-CSUDH	2,600	37,400	100	<b>40,100</b>
667	EPHS	-	-	10,200	<b>10,200</b>
652/679	JORDAN HIGH SCHOOL/JORDAN PLUS	13,200	25,600	-	<b>38,800</b>
653	LAKEWOOD HIGH SCHOOL	22,900	31,200	1,400	<b>55,500</b>
668	MCBRIDE HIGH SCHOOL	7,100	7,000	-	<b>14,100</b>
658	MILLIKAN HIGH SCHOOL	7,800	14,600	22,100	<b>44,500</b>
654/670	POLYTECHNIC HIGH SCHOOL/POLY ACCELERATED	35,200	19,600	25,300	<b>80,100</b>
682	REID HIGH SCHOOL	-	-	6,000	<b>6,000</b>
681	RENAISSANCE HIGH SCHOOL FOR THE ARTS	7,600	15,200	10,500	<b>33,300</b>
672	SATO ACADEMY OF MATH AND SCIENCE	2,300	-	2,900	<b>5,200</b>
656	WILSON HIGH SCHOOL	18,900	12,300	10,200	<b>41,400</b>
<b>High School Subtotal</b>		<b>120,200</b>	<b>172,000</b>	<b>91,600</b>	<b>383,800</b>
728	BUFFUM PRE-KINDERGARTEN CENTER	-	-	7,000	<b>7,000</b>
<b>GRAND TOTAL</b>		<b>131,500</b>	<b>185,500</b>	<b>249,900</b>	<b>566,900</b>

Notes:

Estimate of Athletic Equipment (0418) and AP Incentive (0425-1) based on 70% of FinSYS Balance Available

Estimate of non-Title 1 Parent Involvement (0428) based on the lesser of

- 70% of FinSYS Balance Available; or
- CIE Plan Available Balance