

Local Control and Accountability Plan






LCAP Timeline

Spring 2018

Date	LCAP Action
March 21	Summary & Stakeholder Engagement
April 18	Annual Update
May 2	Goals, Actions, & Services
June 6	Public Hearing
June 20	Board Adoption

“LCAP Highlights” contain Annual Update information.



Distributed districtwide in multiple languages. Available at lbschools.net.

Closing the Achievement Gap

Schools Closing Achievement Gaps by 50 Percent or More:



- Addams Elementary School
- Alvarado Elementary School
- Burbank Elementary School
- CAMS High School
- Chavez Elementary School
- Fremont Elementary School
- Holmes Elementary School
- Los Cerritos Elementary School
- Naples Elementary School
- Oropeza Elementary School
- Roosevelt Elementary School
- Signal Hill Elementary School

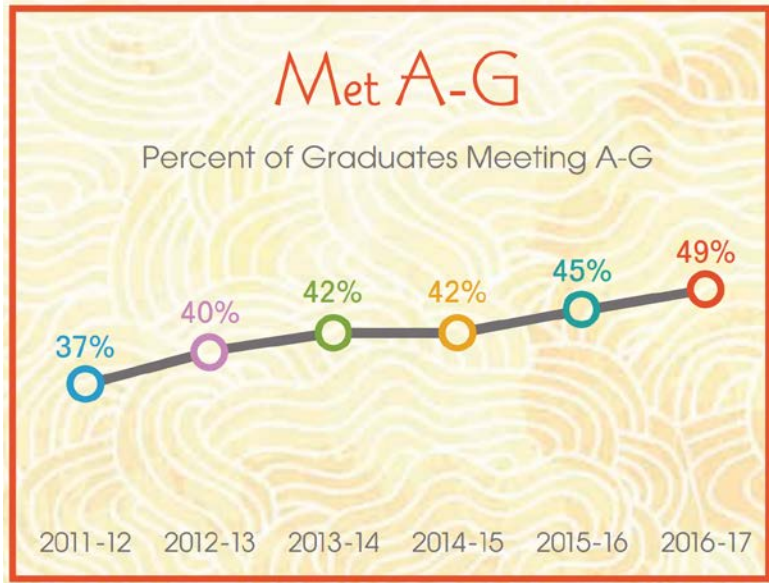
10% or More Growth on SBAC

Many Schools Showed at Least 10 Percent Growth on State Tests

- Addams Elementary School
- Alvarado Elementary School
- Barton Elementary School
- Beach High School
- Bryant Elementary School
- Chavez Elementary School
- Cleveland Elementary School
- Edison Elementary School
- Fremont Elementary School
- Henry Elementary School
- Holmes Elementary School
- King Elementary School
- Lincoln Elementary School
- Madison Elementary School
- McBride High School
- McKinley Elementary School
- Tincher K-8 School
- Twain Elementary School
- Whittier Elementary School
- Wilson High School



College and Career Readiness



Performance Growth

- ELA and Mathematics
- Advanced Placement
- A-G Completion
- College Promise Enrollment
- College Scholarships

LONG BEACH STATE UNIVERSITY ENROLLMENT GROWTH

71%

INCREASE IN
ENROLLMENT
FROM LBUSD
TO LONG
BEACH STATE
UNIVERSITY

55%

INCREASE IN
ENROLLMENT
FROM LBCC
TO LONG
BEACH STATE
UNIVERSITY

RISE IN COLLEGE READINESS

22%[↑]

INCREASE IN LBUSD STUDENTS WHO ARE COLLEGE READY WHEN ENTERING LONG BEACH STATE UNIVERSITY FROM **43% IN 2008** TO **65% OF THE ENROLLED COHORT IN 2017.**

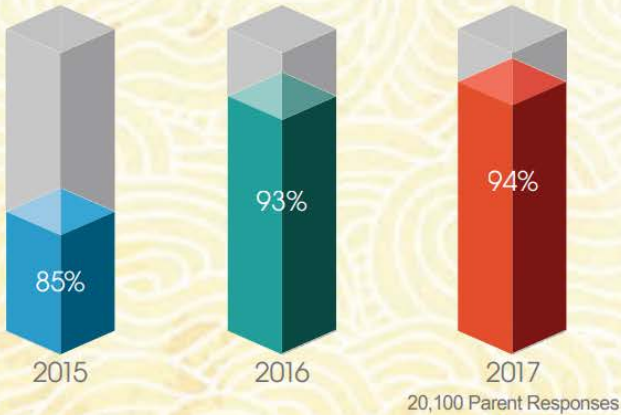
INCREASED FIRST GENERATION STUDENT ENROLLMENT

151%

INCREASE IN LBUSD FIRST-GENERATION STUDENTS ENROLLING AT LONG BEACH STATE UNIVERSITY, GOING FROM **166 IN FALL 2008** TO **417 IN FALL 2017.**

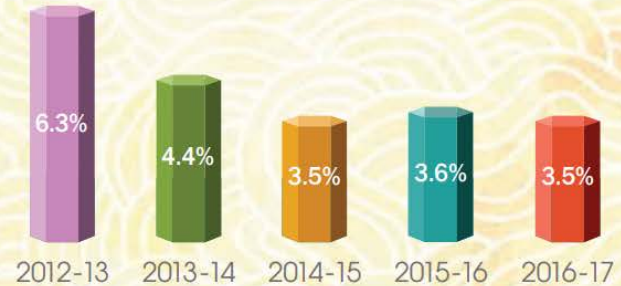
Parent Involvement

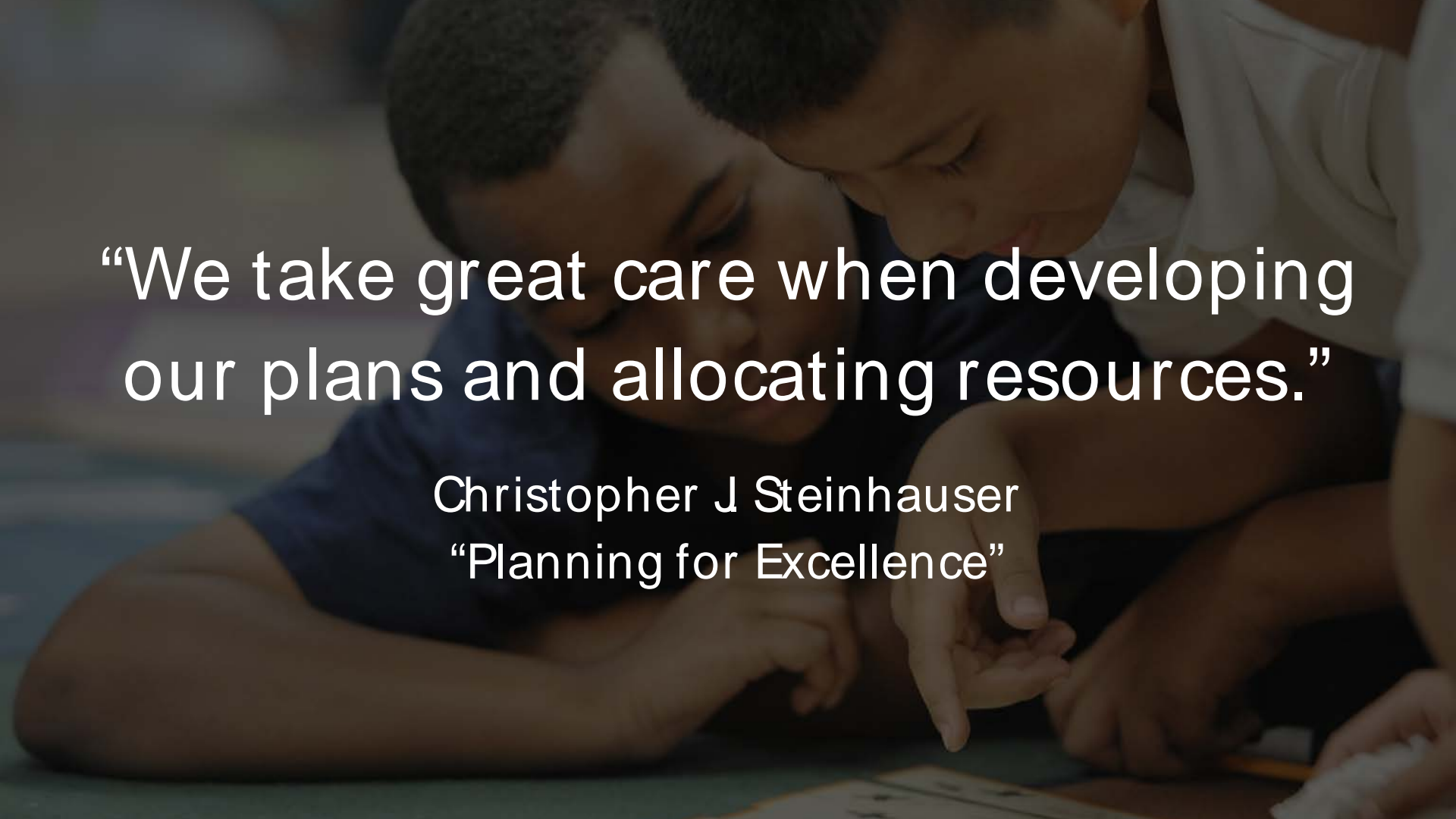
Parent Survey: I feel welcome to participate at this school (Agree and Strongly Agree)



Suspension Rate

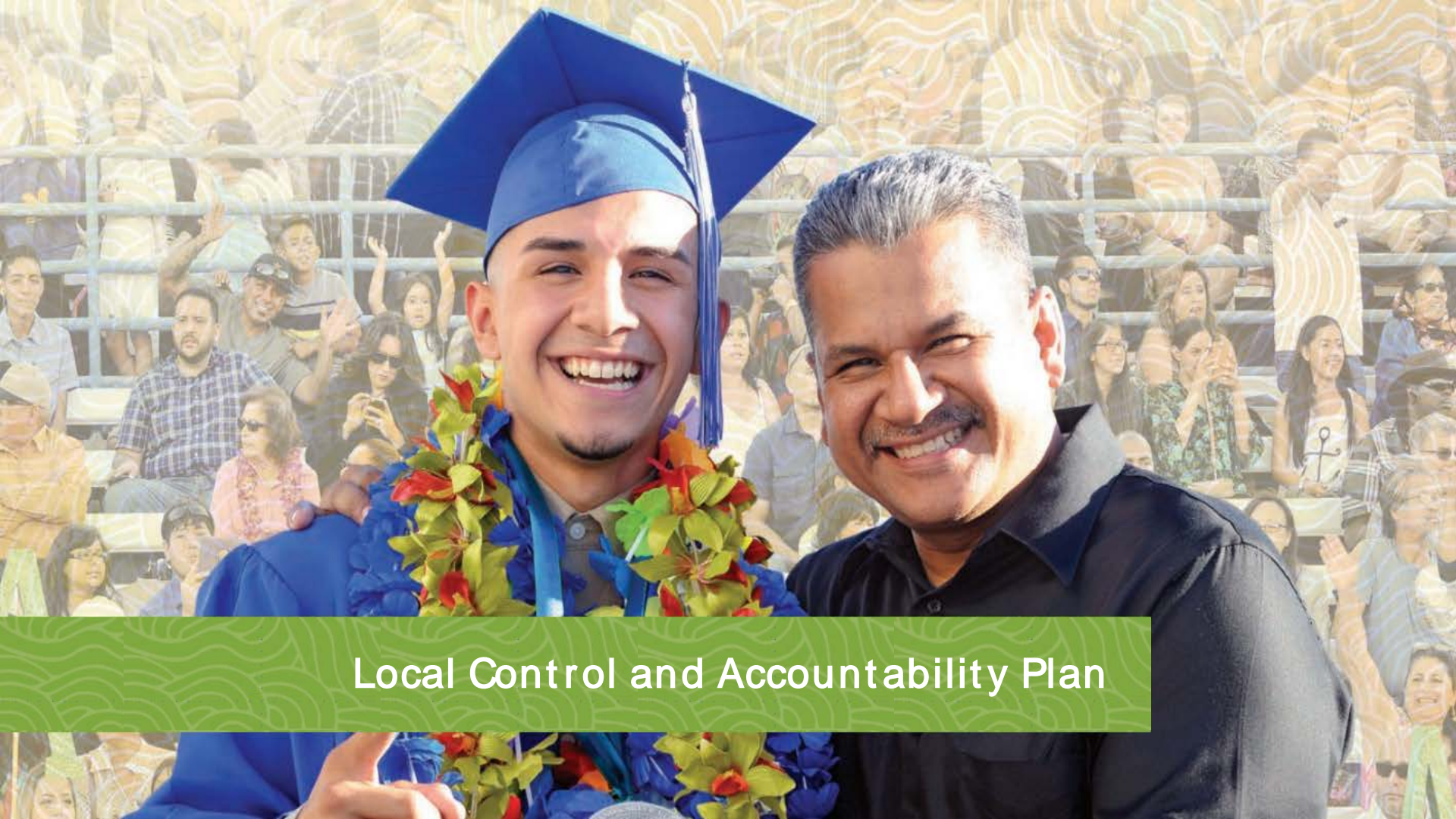
The suspension rate was less than 4 percent last school year





“We take great care when developing
our plans and allocating resources.”

Christopher J Steinhauser
“Planning for Excellence”



Local Control and Accountability Plan