

Connecting Oracle Systems using a new method (Java WebStart launcher)

Purpose of this document

This document describes how to access Oracle systems using a new method called Java WebStart launcher. This tool will allow you to use any browser in PC setting: Chrome, Firefox, Microsoft Edge and of course, IE. *(Please note: Application will not work on Macintosh or Chromebook machines.)*

Prerequisites to using the Java WebStart launcher

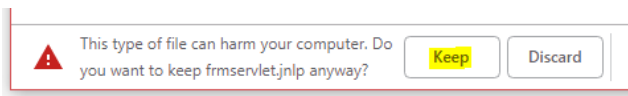
To use the new launching method, you must have *Java 1.8 update 121 or newer.*

Please contact LBUSD Technical Support if you need assistance upgrading your Java version. (helpdesk@lbschools.net) (562-997-8411)

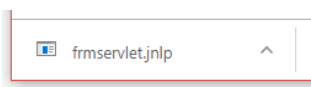
Launching using Java WebStart

Google Chrome

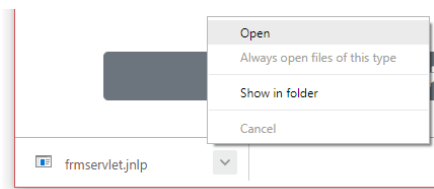
After clicking the Java WebStart button, Chrome will ask you if you want to Keep or Discard the file. Press *Keep*



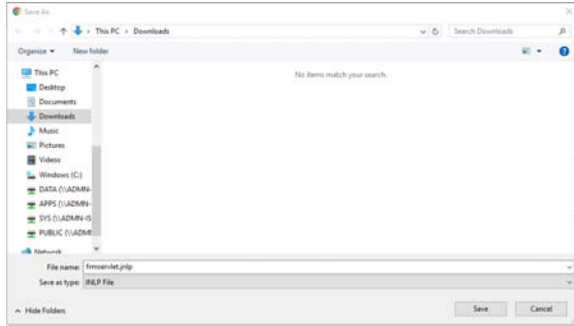
The browser will download a *frmServlet.jnlp* file



Click the ^ and select *Open*



NOTE: you might get a prompt asking you to save a *frmservlet.jnlp* file instead. Please go ahead and save it if you are prompted so.



Mozilla FireFox

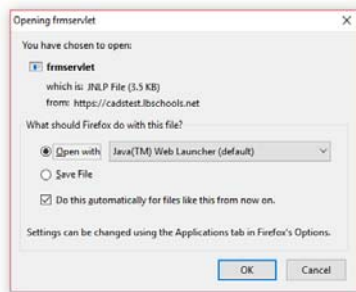
After clicking the Java WebStart button, FireFox will ask you what you should do with the frmservlet file.

Select *Open with Java(TM) Web Launcher (default)*.

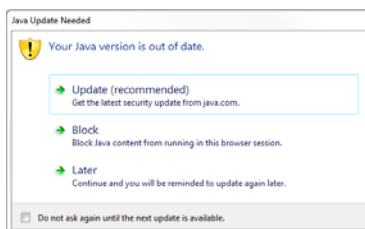
NOTE: If Java(TM) Web Launcher (default) is not the default or is not available when clicking the V, please contact Technical Support.

Check *Do this automatically for files like this from now on*.

Then click *OK*.



NOTE: If you receive the Java Update message, please select "Later".



Microsoft Edge

After clicking the Java WebStart button, Edge will ask you if you should Open, Save, or Cancel the frmservlet.jnlp file. Please click *Open*.

What do you want to do with frmservlet.jnlp (3.5 KB)?
From: cadstest.lbschools.net

Open

Save



Cancel

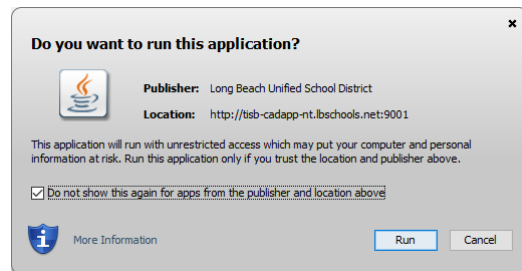
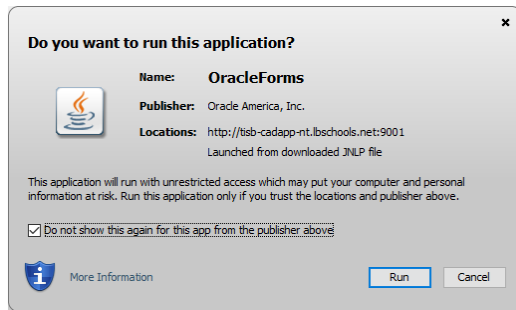


Microsoft Internet Explorer 11

Simply click the Java WebStart button and Internet Explorer 11 should launch the application.

All Browsers

On the first run of the application, you may be prompted if you want to run this application. The prompt will look like the following:



You should see this message 2 times:

- Once for **OracleForms** with a publisher of **Oracle America, Inc.**
 - Please click the **Do not show this again for this app from the publisher above** and then click **Run**
- And another time with a publisher of **Long Beach Unified School District**
 - Please click the **Do not show this again for apps from the publisher and location above** and then click **Run**